

Fireworks & Dogs



Brought to you by Celtic Cur Behavior & Training

The loud bangs of fireworks and shooting guns can be tons of fun for us humans but the noise and smokey smells can be terrifying for many dogs. This e-book will help you teach your dog to tolerate these .






TABLE OF CONTENTS

PAGE#

Did You Know?	4
Products to Support your Dog	5 - 6
Know your Dog	7
Why Dogs are Scared	8
How to create a Safe Place	9 - 10
Training Games	11 - 12
How to Prepare the days before the 4th	13
10 Day Fireworks Preparation	14
Countdown	





Robin Ehn
and her sweet girl
Siska Fire

Did you know?

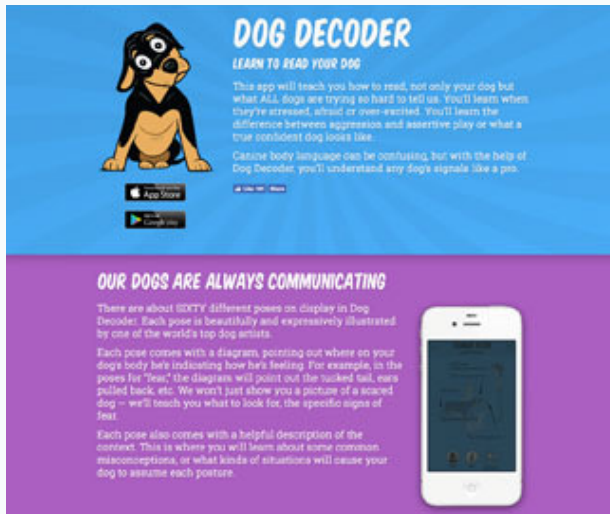
July 5 is the is the busiest and most dreaded day for the animal community.

Shelters reach capacity during this holiday, as many dogs flee their home in a desperate attempt to escape the sounds of the fireworks. Dogs go missing, and sadly the lucky ones are those that end up in shelters, as many others are tragically killed.

Let's get started teaching you the knowledge you need to prepare your dog for a safe 4h of July.



PRODUCTS TO SUPPORT YOUR DOG



KNOW YOUR DOG -Brush up on your canine body language skills, so that you can recognize signs of stress: Excessive panting, shaking, pacing, drooling, trying to escape, hiding in tight spaces, won't take food, unexpected potty accidents, whale eyes, desperate whining and barking are all signs that your dog is suffering. Download DOG DECODER app to help your family learn to better recognize body language!



Pet Tracker & Activity Monitor that tells you how much activity and rest your pet is getting and tracks their progress with customized goals set by you.

There are many that you can attach to your dogs collar so just in case your dog gets out you can track immediately even from your phone.



MORE PRODUCTS



Harness, collar, tags with phone and keep your dog **leashed** when outside. Put your dog's equipment way before the front or back door opens. Microchip! Make sure your dog is **microchipped** and the registration is up-to-date with your current contact information. Contact your vet if needed to schedule this way before the Festivities.



The ADAPTIL Calm Home Diffuser Kit provides “comforting messages” (dog appeasing pheromones that mimic a mother's nursing pheromones) that helps dogs feel calm and relaxed in situations like loud noises (thunderstorms and fireworks), being home alone, traveling or other fearful situations.



KNOW YOUR DOG

More dogs are lost over the 4th of July holiday than any other time of the year. But whether it's year-round fireworks, thunder, ambulances, balloons popping, or any other scary sounds, it's never too early to prepare your dog.

With training, you can help desensitize your dog to become less afraid.

Why Dogs are Scared

Your dog's acute hearing makes him more sensitive to the sounds of fireworks than you are. During fireworks, your dog experiences the same kind of startled response you do, when you're surprised by a loud noise. This may mean an increase in heart rate, a rush of adrenaline, and an increase in stress hormones circulating through the body.

So you see, as the sounds trigger their nervous systems, it is possible for some dogs to become anxious or afraid. And running away from the noise is a survival instinct.

For our dogs the experience of fireworks is different than many other loud noises. Because dogs nose and ears are so sensitive, Fireworks being vibrant, un-expected and accompanied by loud booms, flashes and burning smells can trigger terror in many dogs.



CREATE A SAFE PLACE

If you can't stay with your dog throughout the festivities and snuggle up to watch a movie with your furry best friend you will want to make sure you create a safe place for your dog.

Creating a safe place for your dog to hang while you enjoy the festivities can help prepare your dog for a successful time with this holiday.



While there is not a one-size-fits-all solution, there are a number of ways of making a comfortable safe place when a dog is not a fan of fireworks. You should get your pet used to a calming environment beforehand so your dog can get away from it all.

Here is the list of topics we will cover for creating a safe place:

- Location
- Containment
- White Noise
- Comforting Items
- Essential Oils



Join us for fun and fireworks!
May 1st - 3rd
Ong Reservoir





Location

When choosing a location to have your dog chill while the festivities of the 4th are taking place, you will want to consider a place that has limited opportunities to escape. Choose a place furthest from the festivities such as the back of the house, basement, a master bathroom or walk in closet away from any windows so that she can't hear or see fireworks.

Containment Options

If your dog normally sleeps in a crate, you will want to move the crate to a quiet room (like the suggestions above) so that your dog can rest in a familiar spot. If your dog does not use a crate, be sure to dog proof the area where you plan to have your dog chill as it is natural for a dog to tear up or chew through shoes, cloth, or even wires when frightened.

Play White Noise

Try leaving on the AC, a fan, Dog TV, or soothing music that can help mask the sounds of the fireworks. There are hundreds of classical, reggae and jazz stations that have a calming effects for dogs.

Comforting Items

Leave a dirty shirt or blanket with your dog, your scent can be very comforting.

Essential Oils

Fireworks leave a residue of smoke that can be picked up and cause anxiety and stress in your dog. Dogs have 40 times more scent receptors than humans, allowing them to identify smells up to 100,000 times better than us. With their remarkable olfactory memory, and because their world revolves around scent, aromatherapy can be ideal for use with dogs. BUT do your research!!



BOOM-CLICK-TREAT

A Fireworks Desensitization Game

DO THIS EVERY DAY! SET UP MULTIPLE TRAINING SESSIONS IF POSSIBLE!

To begin, download the Dog Decoder App to learn more about dog body language then prepare your dog's absolute favorite high-value reinforcement treats. Get some good stuff out!

Start playing firework sounds (using youtube) at a very low volume, almost undetectable.

Monitor your dog's body language for any signs of a stress signal: Lip licking, yawning, not taking food, avoiding the area, ears back and whale eyes are just a few.

AFTER each firework sound offer a high-value treat to your dog. If your dog is enjoying their food, gradually raise the volume every 2 minutes.

If your dog appears nervous or worried, lower the volume or move away from the sound source.

Play "Boom, Click, Treat" game every day leading up to the 4th of July.

Alternate with indoor games such as fetch, human play or tug. Occasionally take it on the road for a sniffari adventure.





WHAT WAS THAT?

A Sound Desensitization Game

DO THIS FREQUENTLY! SET UP MULTIPLE TRAINING SESSIONS IF POSSIBLE!

To begin, prepare your dog's absolute favorite high-value reinforcement treats. Get some good stuff out!

Start by playing using something very soft like a pillow or blanket and when your dog is not looking drop the item. When your dog looks over at you say the words "What was that?" and offer a treat!

Remember to *monitor your dog's body language for any signs of stress as you did in the "Boom, Click, Treat" game. You did download the Dog Decoder App didn't you??*



After a few drop/treat repetitions, change the object to an item that makes a louder noise (as long as your dog IS NOT showing any signs of stress, if she is, go back to the previous item where she didn't show stress and repeat that level for a while longer) and repeat the game. Always offer a high-value treat to your dog. Play this game randomly throughout the day You can even have a family member help out with the sudden noise.

Play "What was That?" game frequently leading up to the 4th of July.

HOW TO PREPARE FOR DAYS BEFORE THE 4TH OF JULY

Top three tips to prepare:

1. Exercise- Provide your dog with breed and age specific exercise to help drain her energy. Be sure not to expose your dog to anything that can have your dog in the red- zone.
2. Interactive Feeders- Prepare some frozen feeders that keep your dog occupied little longer than their usual meal time. Challenge your dog mentally with some new enrichment ideas.
3. Training- Using high-value treats do plenty of the “Boom, Click, Treat” game to help desensitize her to the sounds of fireworks weeks before the festival day.

10 Day Fireworks Preparation Countdown

Days	What to Do
Day 1	Exercise your dog, as appropriate for their age, breed and temperament. After your dog is a bit tired, start playing Boom-click-treat Game for 5 minutes at a low volume, followed by an enrichment feeder. Let your dog rest and Repeat x 1.
Day 2	Try a new form of exercise, as appropriate for their age, breed and temperament. After your dog is tired, start playing Boom-click-treat Game for 10 minutes increasing volume every 2 min, followed by an enrichment feeder. Repeat X1
Day 3	Try a new form of exercise, as appropriate for their age, breed and temperament. After your dog is tired, start playing Boom-click-treat Game for 15 minutes increasing volume every 2 min, followed by an enrichment feeder. Repeat X1
Day 4	Try a new form of exercise, as appropriate for their age, breed and temperament. After your dog is tired, start playing What was That Game a few rounds, followed by an enrichment feeder. Repeat X1
Day 5	Try a new form of exercise, as appropriate for their age, breed and temperament. After your dog is tired, start playing Boom-click-treat for 20 min for your dogs am meal, followed by enrichment and nap. Afternoon play the What was that Game, Rest.
Day 6	Try a new form of exercise, as appropriate for their age, breed and temperament. After your dog is tired, start playing Boom-click-treat for 25 min for your dogs am meal, followed by enrichment and nap. Afternoon play the What was that Game, Rest.
Day 7	Try a new form of exercise, as appropriate for their age, breed and temperament. After your dog is tired, start playing Boom-click-treat for 30 min for your dogs am meal, followed by enrichment and nap. Afternoon play the What was that Game, Rest.
Day 8	Try a new form of exercise, as appropriate for their age, breed and temperament. After your dog is tired, start playing Boom-click-treat for 35 min for your dogs am meal, followed by enrichment and nap. Afternoon play the What was that Game, Rest.
Day 9	Try a new form of exercise, as appropriate for their age, breed and temperament. After your dog is tired, start playing Boom-click-treat for 40 min for your dogs am meal, followed by enrichment and nap. Afternoon play the What was that Game, Rest.
Day 10- 4th of July	Exercise, as appropriate for their age, breed, and temperament. After your dog is tired, play the firework sounds at a volume your dog is non-responsive to while they enjoy their enrichment feeding. Plan to exercise your dog again before it gets dark, multiple sessions

Brought to YOU by:



**Celtic Cur
Behavior & Training**
Accentuating the Positive, One Click at a Time!

www.CelticCurBehavior.com